


Visual Story & Access Guide

Illuminate Adelaide | City Lights 2024



Making disability and art work

What is this Guide?

This visual story will guide you through the path of Illuminate Adelaide's City Lights installations.

We have noted wheelchair accessibility, and light and sound levels for sensory sensitivities.

You can read through this before you go so that you can get to know the path, the facilities, and who to ask for help.

For more information, please contact Illuminate Adelaide:

Website: <https://www.illuminateadelaide.com/city-lights-2024/>

Email: hello@illuminateadelaide.com

About City Lights

Bringing works by local and international artists and showcasing them at Adelaide's iconic institutions and secret hideaways, City Lights returns for 2024 with a whole-new free program of interactive surprises, thought-provoking installations, and breathtaking projections.

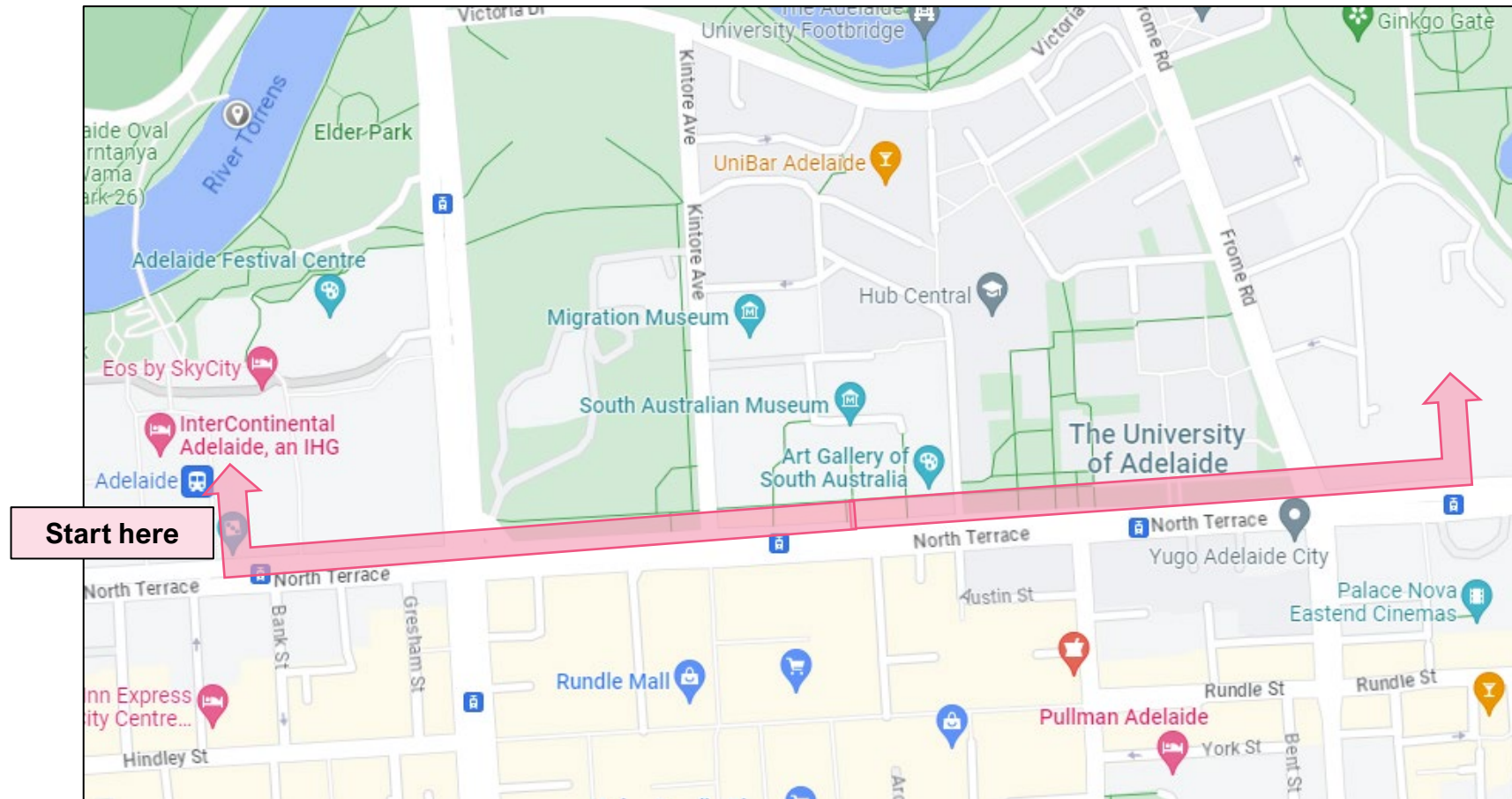
Running between 5.30pm and 10.30pm from 05 – 21 July, City Lights invites everyone to participate, consider, and let their sense of adventure guide the way!

This visual story and access guide will cover the path from the Adelaide Railway Station to Lot Fourteen, which can take around an hour to walk through.

You can find more information on the individual artworks at <https://www.illuminateadelaide.com/city-lights-2024/>

Map

There are other paths to explore, but this guide takes you along North Terrace, highlighted here in pink. There is also a map available on the Illuminate website, <https://www.illuminateadelaide.com/map/>.



Facilities

Toilets

There are toilets, including an accessible toilet, at the National War Memorial on the corner of Kintore Avenue and North Terrace.

The Lumen Bar at the University of Adelaide has a row of toilets and one accessible toilet, which can be accessed through the bar.

There are accessible toilets on the eastern side of Bonython Hall.

There are also toilets, including an accessible toilet, at Base Camp at Lot Fourteen, which can be found at the back of the site past the food trucks.

Food and Drink

There are bars at the State Library, Adelaide University and Base Camp. Adelaide University and Base Camp also have food options.

Transport

North Terrace is serviced by buses, trains and trams. The Festival Centre tram stop is rarely in use, so the closest tram stop to the beginning of the route is the Adelaide Railway Station stop.

Access

Paths

The path along this route is wheelchair accessible. Some of the light displays are interactive and not accessible to wheelchairs, and some displays are on grass or bark chips and can only be seen from a short distance away. The path along North Terrace is flat and wide.

At the State Library, the main entrance to the pop-up gin bar is via stairs, but staff can let you in via the main library building.

At Bonython Hall, there is a ramp entrance on the eastern side of the building, which requires staff to open.

Sensory levels: Light and Sound

These displays often feature moving lights, and some are accompanied by sound. The section of the path along North Terrace from Kintore Avenue to Frome Road is the busiest, loudest and brightest of the sections. The path from Adelaide Railway Station to Kintore Ave has displays with far less sound and movement.

Image: An Audio Describer in a pink vest leads a tour group in front of projection art on the Art Gallery of South Australia.



Access Tours

Illuminate Adelaide and Access2Arts are presenting two types of accessible tours on Tuesday July 16th 2024, both starting at 6:00pm;

- a Deaf-led Auslan only tour; and
- an audio-described tour for people who are blind or low-vision.

To book places at either of these you can:

Email: hello@access2arts.org.au

Phone: 08 8463 1689 or

Follow this link to book online:

access2arts.org.au/event/audio-described-and-deaf-led-auslan-illuminate-adelaide-tours-city-lights/



Image: An Illuminate Adelaide staff member in a green vest.

Staff

Illuminate Adelaide staff are standing around North Terrace.

They wear bright green vests with the Illuminate Adelaide logo.

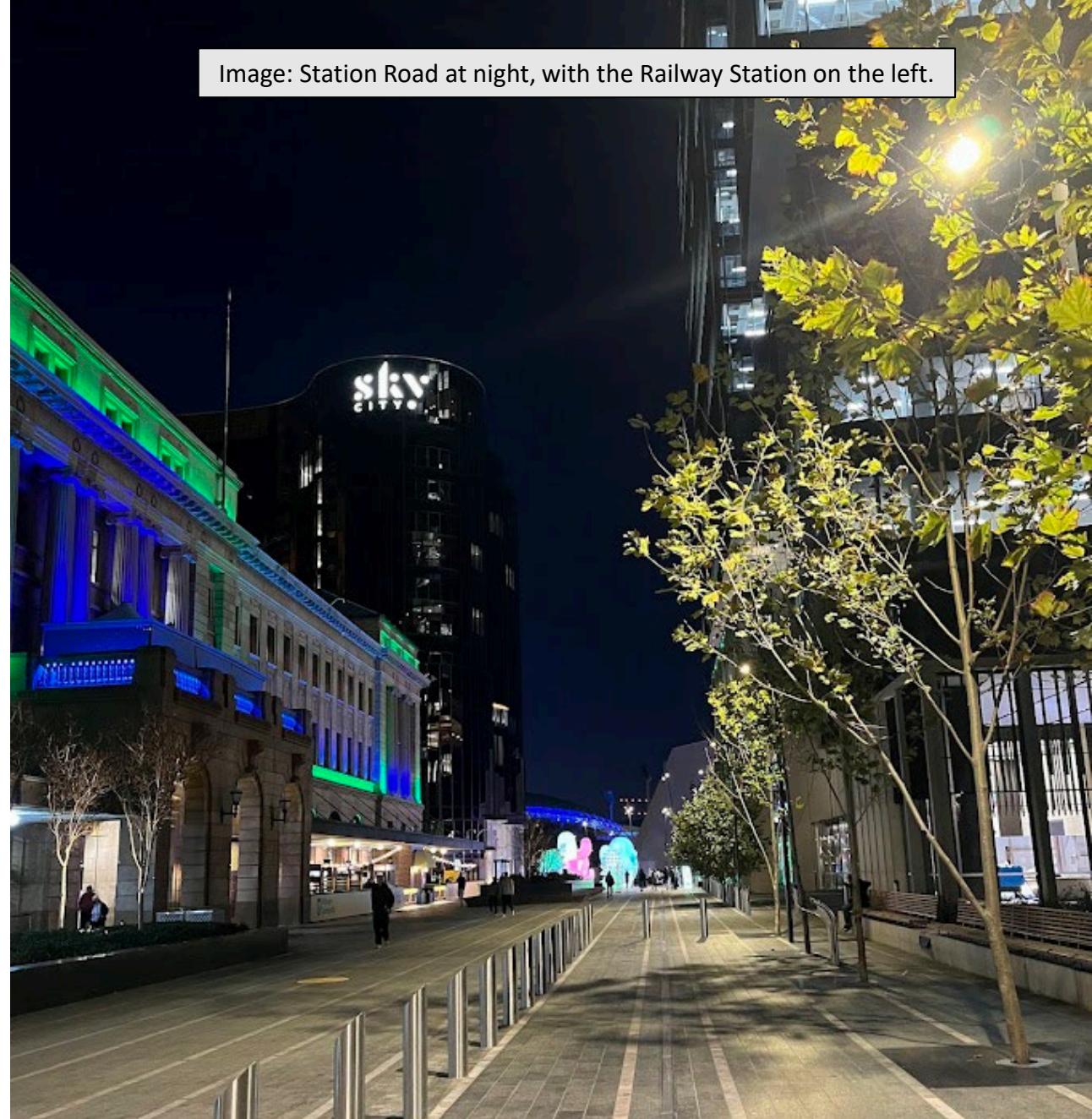
They can answer your questions about the artworks and facilities.

Station Road

These artworks can be enjoyed in any order, but we suggest starting next to Adelaide Railway Station.

Down Station Road are three artworks – *Kaktos* and *ChronoHarp* by Amigo & Amigo, and *Storm* by Tim Gruchy.

Image: Station Road at night, with the Railway Station on the left.



Storm

Storm by Tim Gruchy is inside the Flinders University building.

There is a rotating door, with a swinging door to the side which can be opened with a button.

The artwork is on the first floor, accessed either by escalators or the elevator to the right of the escalators.

Image: The entrance to Flinders University at night.


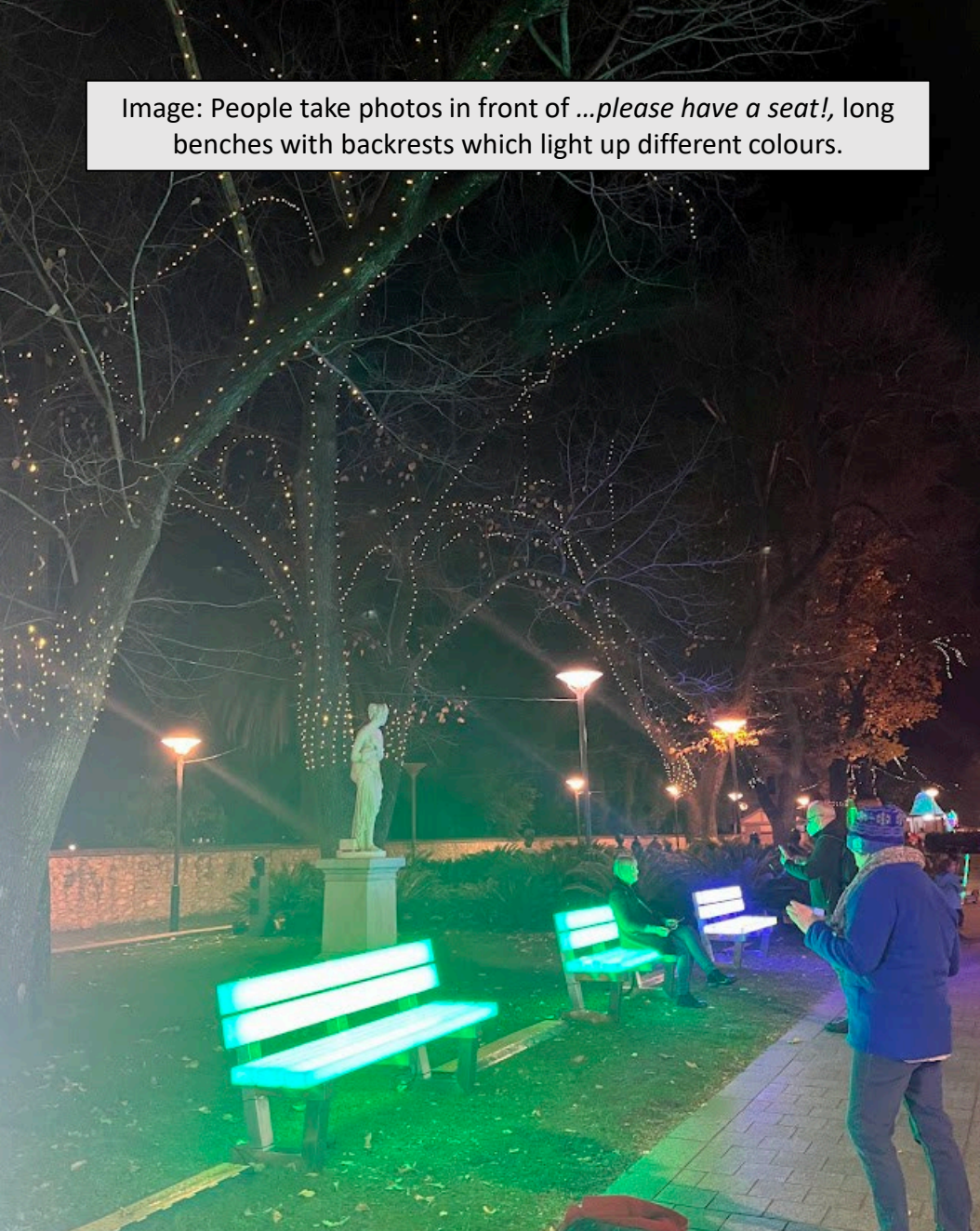


Image: People take photos in front of ...*please have a seat!*, long benches with backrests which light up different colours.



North Terrace: King William Road to Kintore Avenue

There are displays on the outside of Government House. To access this, you'll need to go through the gates of Government House and follow the paved path. The pathway here is partially paved, and partially gravel.

Along North Terrace you can also take a seat at ...*please have a seat!*, by lichtbankobjekte by M+V.

Kintore Avenue: Facilities

There are permanent access toilets on the corner of Kintore Avenue next to the National War Memorial.

Portaloos are also available here.

The artwork here is *The World Has Gone Pear Shaped*, by Tine Bech Studio.



Image: Access Toilets on Kintore Avenue



Image: Portaloos on Kintore Avenue

North Terrace: State Library



Image: Outside the State Library, the walls lit up green, is the entrance to the Pop-up Gin Bar.

There is a First Nation's projection called Ngarrindjeri Ruwi by Tjarutja Dance Theatre Collective at the South Australia State Library Forecourt

There is a pop-up gin bar in the Mortlock Wing of the State Library.

This is accessible via stairs on the east side of the building.

Staff can let you in to the step-free path via the State Library main building.

North Terrace: South Australian Museum

There is an interactive artwork on the South Australian Museum lawns, *Glow*, by Amigo & Amigo.

The path next to the artwork is accessible via a ramp. The artwork itself is on a bark chip floor.



North Terrace: University of Adelaide

The University of Adelaide is where the Lumen bar is, accessible via ramps.

The bar has an accessible toilet.

This area can be very crowded and loud.





Image: On the University of Adelaide's lawns, yellow paths lead to the Lumen Bar.

Image: People queue for the red-lit Bonython Hall.



North Terrace: Bonython Hall

Inside Bonython Hall is the artwork *intangible #form* by Shohei Fujimoto.

You may need to queue to look at this artwork.

Please see the next page for the accessible entrance.

North Terrace: Bonython Hall

There is a ramp entrance on the eastern side of the building. Please let staff know if you need the accessible entrance.

Beside this entrance are accessible toilets.



Image: The accessible entrance at Bonython Hall.



Image: People play with *illumaphonium*.

North Terrace: The University to Frome Road

The section of light displays from Bonython Hall to Frome Road are interactive.

illumaphonium by illumaphonium is on grass, and features multiple levels of musical rods to play with (pictured).

Roseaux by 1ToMn (One Touch of Madness) is a series of tall poles with small platforms that can be stood upon. These are not wheelchair accessible.

East Terrace: Box Office

At the corner of North Terrace and East Terrace, outside the Botanic Gardens, is a Box Office.

This is where you can buy tickets to Illuminate Adelaide events, as well as Illuminate Adelaide merchandise.



Image: People line up outside the Box Office.



Lot Fourteen: Base Camp

At Lot Fourteen on North Terrace is Base Camp, a large area with seats, food and drink.

Image: The entrance to Base Camp. People enter between tall blocks under a neon green sign.

Base Camp Toilets

There are portaloos and an accessible toilet at Base Camp.

In the accessible toilet, the tap is operated by either hand pump or foot pump.



Image: The accessible toilet at Base Camp.

Base Camp Activities

There are a variety of food trucks and a dancing area with a DJ.

The Australian Space Discovery Centre is also open late. More information can be found here (<https://www.space.gov.au/australian-space-discovery-centre>).



Image: The dancing area at Base Camp.

Thank you!

We hope you have fun at City Lights.

There are more events and displays to explore during Illuminate Adelaide, which can be found on the website: <https://www.illuminateadelaide.com/>

If you have feedback on this Access Guide and Visual Story, please let Access2Arts know via hello@access2arts.org.au or by calling (08) 8463 1689.